





XIV COPA ESCOLAR GNU - 11 E 12 DE JULHO DE 2009
RESULTADO: INDIVIDUAL GERAL - CIA

SEXO: FEMININO

CATEGORIA MIRIM

Lug. Nº.	Nome	Equipe					TOTAL	
1	008	THAYANE MOITA	GNU	15,600	15,500	15,500	15,500	62,100
2	013	SARA BORBA	CG	15,100	15,600	15,600	15,800	62,100
3	012	STHEFANIE DO VALLE	CG	15,000	15,600	15,500	15,700	61,800
4	011	INGRID DE SÁ	CG	15,100	15,500	15,500	15,700	61,800
5	007	SARAH COLOGNESE	GNU	15,400	15,400	15,600	15,100	61,500
6	005	VICTORIA BUSATO	GNU	14,800	15,400	15,300	15,600	61,100
7	019	JULIANA NONEMACHER	IPANEMA	15,000	15,100	14,800	15,300	60,200
8	009	NAYENE HENRIQUES	CG	15,100	14,600	14,900	15,300	59,900
9	004	JOANA CARVALHO	GNU	13,800	14,600	15,200	15,700	59,300
10	003	SOFIA ZANINI	RJ	15,100	14,200	15,000	15,000	59,300
11	010	CLARA VAZ BARBOSA	CG	14,900	14,500	15,000	14,700	59,100
12	006	TAHIANA RODRIGUES	GNU	13,500	15,000	15,000	15,500	59,000
13	001	TAIARA SACHET	RJ	15,200	14,100	14,800	14,500	58,600
14	002	CAMILA MARASCHIN	RJ	15,200	13,700	13,900	15,200	58,000
15	029	SOFIA BORGES	CM	13,500	14,700	14,500	14,800	57,500
16	030	GABRIELA CARDOSO	PC	15,100	13,300	14,100	14,300	56,800
17	027	FLORA TARGA	CM	14,700	14,100	12,800	14,600	56,200
18	014	AMANDA SPEROTTO	AABG	15,000	13,500	12,400	13,700	54,600
19	020	ISABELA NEIS	CE	15,100	10,300	13,800	14,800	54,000
20	028	MARIANA DOS REIS	CM	14,200	12,000	13,300	14,500	54,000
21	021	CAMILA L DE OLIVEIRA	CE	15,000	10,100	12,700	13,600	51,400
22	018	NICOLLE B ARAUJO	AABG	14,900	9,700	14,200	12,500	51,300
23	017	JOANA DEON	AABG	14,800	8,900	13,900	13,300	50,900
24	016	LUIZA EDUARDADA S OLIVEIRA	AABG	15,100	9,400	12,200	13,600	50,300
25	015	EDUARDA K PONTICELLI	AABG	14,500	10,100	13,500	11,900	50,000

CATEGORIA PRÉ-INFANTIL





Lug. Nº.	Nome	Equipe					TOTAL	
1	028	LARISSA DORNELLES	GNU	15,600	15,600	15,700	15,400	62,300
2	027	VITORIA CARAGNATTO	GNU	15,400	15,700	15,600	15,100	61,800
3	035	IELAIS R FERREIRA	AE	15,400	15,800	15,600	15,000	61,800
4	031	HELENA SANTI	CG	15,300	15,700	15,600	14,900	61,500
5	032	ISABEL LOGES	CG	15,200	15,600	14,400	15,400	60,600
6	055	MANOELA PEREIRA	CE	15,100	15,500	15,400	14,500	60,500
7	025	LETICIA D DE SOUZA	GNU	15,200	15,700	14,800	14,600	60,300
8	026	BETINA ANDRADE DA SILVA	GNU	15,100	15,000	14,900	15,100	60,100
9	003	NINA GIANISELLA	MS	14,300	15,300	15,300	15,100	60,000
10	006	LAURA CHAGAS	MS	14,700	15,400	15,300	14,400	59,800
11	034	JULIA WENDT	AE	14,800	15,400	14,700	14,900	59,800
12	054	GIULIA ZAMPIERI	CE	15,000	15,700	14,300	14,800	59,800
13	064	MARINA BORGES	CM	15,300	15,300	13,800	15,200	59,600
14	048	ISABEL FALKENBERG	IPANEMA	15,100	15,500	13,600	15,000	59,200
15	001	ANA CAROLINA WAGNER	MS	14,800	15,300	14,300	14,300	58,700
16	047	JOSIANE DOS S SARAIVA	IPANEMA	15,000	15,300	14,000	14,200	58,500
17	036	ELISA SIMONAGGIO	BJG	14,700	15,500	13,700	14,500	58,400
18	050	CAROLINA DE M ARIOLI	IPANEMA	15,200	15,300	13,000	14,600	58,100
19	049	ANTONIA R DE MELLO	IPANEMA	14,900	15,300	12,800	15,000	58,000
20	002	JULIA FÁVARO	MS	14,500	15,000	14,100	14,200	57,800
21	018	VITORIA CALLAI DA SILVA	UNIJUI SOGI	15,000	14,700	13,000	14,600	57,300
22	045	ALICE SPERB	IPANEMA	14,200	15,100	13,000	15,000	57,300
23	039	ALANA SOUZA	BJG	15,200	15,200	13,800	12,900	57,100
24	011	MARIA LUIZA KRACKHECKER	RJ	15,000	14,900	12,300	14,800	57,000
25	030	ANNE LIZE V BARBOSA	CG	15,400	15,600	11,300	14,600	56,900
26	046	ISABELA BINS VOIGT	IPANEMA	14,300	15,100	13,500	13,100	56,000
27	017	MARIA EDUARDA SCHMAIZ	UNIJUI SOGI	14,900	14,100	14,300	12,300	55,600
28	012	BARBARA BELLINI	RJ	14,200	14,400	12,300	14,600	55,500
29	052	ALINE RODRIGUES	CE	14,500	14,400	13,200	13,400	55,500
30	005	LUIZA R DA COSTA	MS	13,000	14,500	13,900	13,900	55,300
31	033	RAFAELA LUCAS	AE	14,000	14,600	11,700	14,600	54,900

32	051	ERICA MOLIN	CE	14,300	12,800	14,000	13,700	54,800
33	042	JULIA F LUNELLI	AABG	14,200	13,800	12,000	14,400	54,400
34	053	MANOELA GONZALES	CE	13,700	14,500	12,700	13,400	54,300
35	038	JULIANA FANTI	BJG	12,900	14,000	13,600	13,700	54,200
36	029	BEATRIZ VIANA	CG	14,000	14,400	10,700	14,200	53,300
37	020	SIBELI MIRANDA	WR	13,700	13,800	12,900	12,500	52,900
38	009	GABRIELA MENOGOLLA	RJ	14,100	14,100	11,500	12,800	52,500
39	019	JOANA SGANDELLA	WR	12,500	14,200	11,700	13,800	52,200
40	016	JULIA ALMEIDA	UNIUI SOGI	14,500	12,000	12,900	12,400	51,800
41	008	CAROLINA CASAGRANDE	RJ	14,200	14,200	10,800	11,200	50,400
42	044	ANA CAROLINA NONEMACHER	IPANEMA	14,700	10,000	12,500	12,700	49,900
43	041	GABRIELA L SGANZERLA	AABG	13,000	14,200	10,700	10,800	48,700
44	007	ROBERTA MONTEIRA	RJ	14,600	8,100	12,500	11,300	46,500
45	004	CARLA PELEGRINI	MS	0,000	10,800	13,200	14,500	38,500
46	040	ANA CLAUDIA DORNELLES	AABG	0,000	13,900	10,000	11,100	35,000
47	037	DERLIANE E CONTINI	BJG	0,000	10,900	10,700	12,800	34,400
48	043	MARIA EDUARDA B TONIOLO	AABG	0,000	10,600	8,800	13,100	32,500
49	010	MARIA AUGUSTA EMERIN	RJ	0,000	0,000	0,000	0,000	0,000

CATEGORIA INFANTIL





Lug. Nº.	Nome	Equipe					TOTAL	
1	016	LUIZA RUSCHEL PY	GNU	17,200	17,700	19,600	17,300	71,800
2	017	THAYSE MOITA	GNU	17,500	17,500	19,600	17,000	71,600
3	015	DANIELE RODRIGUES	GNU	17,300	17,600	19,500	17,100	71,500
4	006	BRUNA BERNARDI	CE	17,500	17,200	19,400	17,100	71,200
5	005	PAULA PERGUER	CE	17,400	17,400	18,800	17,200	70,800
6	031	RAFAELA CP DA SILVA	CG	17,000	17,400	18,900	17,300	70,600
7	032	MARIANA VIANA	CG	16,900	17,400	18,600	17,500	70,400
8	037	MARINA K WEYMAR	AE	16,900	16,500	19,500	17,300	70,200
9	036	MARIANNE SCHEEREN	MS	17,100	16,700	18,800	16,500	69,100
10	030	BARBARA J DE MATOS	IPANEMA	17,300	17,300	17,900	16,500	69,000
11	029	GIULLIÉ G DA SILVA	IPANEMA	16,900	16,700	18,300	16,800	68,700
12	014	GABRIELA VIANA	GNU	17,200	17,000	18,000	16,300	68,500
13	025	RENATA BIANCHI	RJ	16,900	16,800	17,500	16,500	67,700
14	027	GIOVANA HUBNER	IPANEMA	17,200	13,900	19,200	16,600	66,900
15	004	CAROLINA C DA SILVA	CE	17,200	17,300	16,600	15,300	66,400
16	028	ANDRESSA K SEVERO	IPANEMA	17,000	16,400	17,000	15,900	66,300
17	001	BEATRIZ CHAVES	CE	16,700	13,400	16,900	16,300	63,300
18	013	LIZIANA OURIVES	GNU	17,000	13,300	17,800	14,200	62,300
19	003	MANOELA SARTOR	CE	16,300	14,300	17,100	14,300	62,000
20	033	ISABELA SILVA	WR	16,800	12,300	16,900	15,600	61,600
21	007	SABRINA LAURINDO	CE	16,400	13,000	15,700	16,400	61,500
22	034	LUISA CURI	WR	17,000	12,700	15,800	15,800	61,300
23	023	HANNAH KESSLER	RJ	16,800	14,500	14,200	15,600	61,100
24	021	NATALIA BOFF	RJ	17,300	12,700	15,700	14,600	60,300
25	022	VICTORIA PERINI	RJ	16,800	12,900	13,800	16,200	59,700
26	020	GABRIELA BITTENCOURT	RJ	16,500	14,600	14,900	13,500	59,500
27	024	MARIANA BORBA	RJ	16,400	10,200	16,700	15,400	58,700
28	002	NICOLE G DE LIMA	CE	15,900	12,100	15,900	13,600	57,500
29	035	CAROLINE RESTELLI	MS	16,500	11,600	14,800	14,000	56,900

CATEGORIA JUVENIL

Lug. Nº.	Nome	Equipe					TOTAL	
1	010	JULIA NEGEBAUER	AE	18,900	18,300	18,500	17,000	72,700
2	003	CASSIANA BARDO	CE	17,300	18,500	16,900	18,100	70,800
3	011	AMANDA CARAGNATO	GNU	19,000	16,800	17,600	15,900	69,300
4	009	GABRIELA B MACHADO	IPANEMA	18,800	15,600	15,800	17,800	68,000
5	023	ANIELI DA COSTA	UNIUI	17,000	15,600	16,500	18,700	67,800
6	002	TATIANA SCAPINELLI	CE	16,900	15,400	15,800	18,700	66,800
7	024	GABRIELA NEHRING	UNIUI	18,200	15,500	15,300	16,900	65,900
8	008	LETICIA B MACHADO	IPANEMA	19,300	13,800	16,500	16,000	65,600
9	021	FABIANE GIONGO	MS	16,800	14,100	16,100	17,300	64,300
10	012	BIANCA CADAVAL	WR	16,800	13,700	15,200	16,900	62,600
11	007	PAMELA V DE OLIVEIRA	IPANEMA	18,800	0,000	16,700	13,600	49,100
12	005	ANDRESSA RICCONI	CE	16,500	10,000	10,800	11,800	49,100





13	006	GEORGIA G DA SILVA	IPANEMA	17,000	0,000	14,100	13,900	45,000
14	025	JULIA CALLAI	UNIUI	0,000	0,000	0,000	0,000	0,000

CATEGORIA ADULTO





Lug. Nº.	Nome	Equipe					TOTAL	
1	004	CRISTIANE DA SILVA	CE	18,800	19,500	18,500	19,000	75,800
2	020	ISADORA ZANETELLO	IPANEMA	19,500	19,200	17,900	19,100	75,700
3	022	BARBARA DE ALMEIDA	MS	16,500	15,000	12,200	12,700	56,400

SEXO: MASCULINO





CATEGORIA MIRIM

Lug. Nº.	Nome	Equipe					TOTAL	
1	022	LEONARDO ZATTERA	CE	18,200	16,700	15,800	16,400	67,1000
2	023	NICOLAS NEIS	CE	15,000	17,000	16,000	15,900	63,9000
3	024	CRISTHOFR DOS REIS	CE	15,900	15,000	15,800	13,700	60,4000
4	025	GUSTAVO P OLIVEIRA	CE	15,000	13,500	13,100	12,100	53,7000
5	026	RUAN FERNANDES	CE	12,700	13,100	12,400	11,600	49,8000





CATEGORIA PRÉ-INFANTIL

Lug. Nº.	Nome	Equipe					TOTAL	
1	060	ALLAN FERNANDES	CE	18,900	17,600	18,600	17,000	72,1000
2	023	LEONARDO AYRES	GNU	17,100	17,600	17,400	17,000	69,1000
3	056	CAUE BRASIL	CE	18,000	17,200	16,800	16,600	68,6000
4	024	LUCAS SIMÓES	GNU	16,900	17,500	16,500	16,300	67,2000
5	022	ARTUR H NEVES	GNU	16,300	16,800	17,600	14,500	65,2000
6	059	JONATHAN DE ANDRADE	CE	17,000	17,400	15,800	14,600	64,8000
7	021	JULIANO L DE LIMA	GNU	15,100	15,600	16,900	14,600	62,2000
8	015	BERNARDO NUNES	RJ	14,000	15,400	14,400	15,000	58,8000
9	058	DIOGO H C E SILVA	CE	13,900	13,700	16,100	12,800	56,5000
10	014	LUCAS PAIN	RJ	12,900	14,300	13,500	13,200	53,9000
11	013	AFONSO SOARES	RJ	13,100	13,500	12,600	9,500	48,7000
12	057	LUCAS OLIVEIRA	CE	0,000	0,000	0,000	0,000	0,0000





CATEGORIA INFANTIL

Lug. Nº.	Nome	Equipe					TOTAL	
1	011	CRISTIAN MELLO	GNU	19,200	19,300	19,600	18,700	76,8000
2	012	NICOLAS MOTTA	GNU	19,200	19,700	18,800	17,000	74,7000
3	008	LUAN BIASIO	CE	19,000	17,600	18,400	18,200	73,2000
4	009	ALYSSON BRUSTOLIN	CE	18,600	17,100	15,500	19,100	70,3000
5	018	GUILHERME O SCHEIN	UNIUI	17,900	17,200	17,400	15,300	67,8000
6	010	DOUGLAS RODRIGUES	CE	16,000	16,600	16,600	16,500	65,7000
7	026	BRUNO BITTENCOURT	IPANEMA	16,200	15,700	15,800	14,800	62,5000
8	019	GABRIEL MAZZUCO	RJ	14,000	13,400	9,400	13,500	50,3000

CATEGORIA JUVENIL

Lug. Nº.	Nome	Equipe					TOTAL	
1	001	JEFERSON DOS SANTOS	CE	19,800	17,700	19,000	18,300	74,8000
2	013	WILLIAM S DA MOURA	UNIUI	18,200	17,400	18,300	17,500	71,4000
3	018	MATHEUS FIALHO	IPANEMA	18,800	17,500	16,100	18,900	71,3000

CATEGORIA ADULTO

Lug. Nº.	Nome	Equipe					TOTAL	
1	016	LUCAS PEREIRA	UNIUI	18,900	19,000	18,900	18,200	75,0000
2	014	NILTON JR	CE	19,000	17,200	18,500	18,600	73,3000
3	017	PEDRO GUTERRES	UNIUI	18,800	17,300	16,900	17,000	70,0000
4	015	GUILHERME GUIOLFI	UNIUI	18,900	15,600	18,300	16,500	69,3000
5	019	LUCAS ANDRIEUX	IPANEMA	18,300	15,800	15,600	17,000	66,7000